

2020-21 GRADUATION AND RETENTION DATA



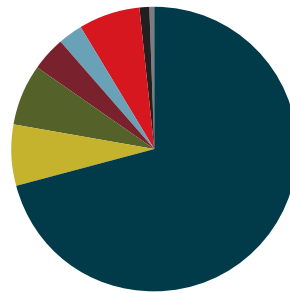
**GRADUATES
20-21**

GRADUATE DEMOGRAPHICS

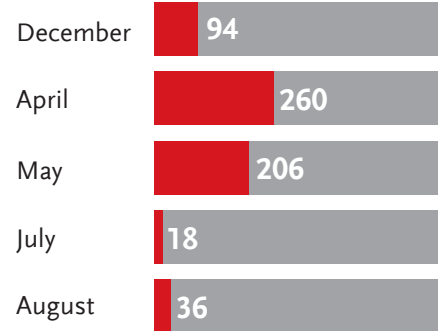
62% Female
38% Male

ETHNICITY

72% White
7% Hispanic
7% Black
4% Multiple
3% Asian
7% Unknown
1% American Indian/
Alaskan Native
<1% Native Asian/Pacific
Islander



DEGREES GRANTED



DEGREES AWARDED

87 Masters
527 Undergraduate

HONORS
98 Cum Laude
cumulative GPA 3.5-3.69
115 Magna Cum Laude
cumulative GPA 3.7-3.89
91 Summa Cum Laude
cumulative GPA 3.9+

TOP MAJORS

- Nursing
- Marketing
- Management
- Psychology
- Biology

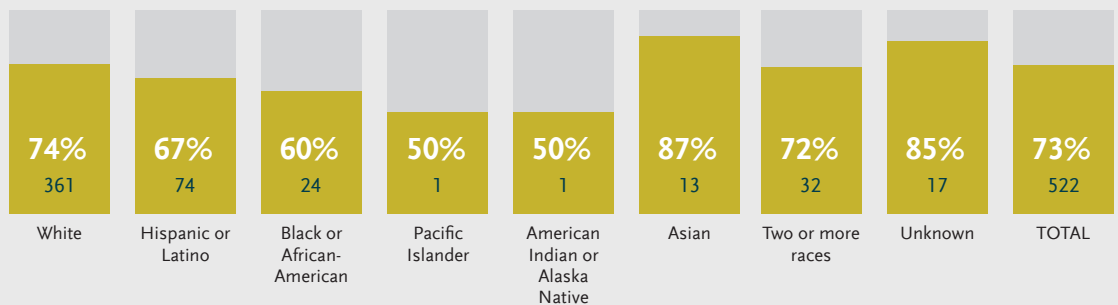
**YEAR-TO-YEAR
RETENTION**

FALL '20 TO FALL '21

2020 Cohort

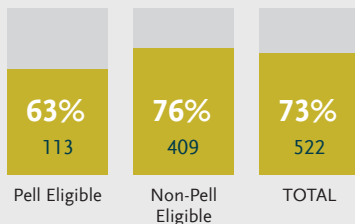
NUMBER OF
FIRST-TIME
FRESHMAN

ETHNICITY

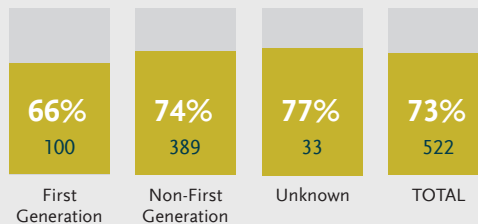


PELL-ELIGIBLE

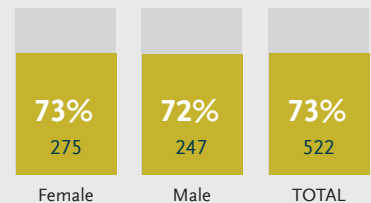
NUMBER OF
STUDENTS



FIRST GENERATION



GENDER



Data Source: Oct. 15 census data