

2018-19 GRADUATION AND RETENTION DATA



**GRADUATES
18-19**

DEGREES AWARDED

47 Masters
599 Undergraduate

HONORS
101 Cum Laude
cumulative GPA 3.5-3.69
118 Magna Cum Laude
cumulative GPA 3.7-3.89
65 Summa Cum Laude
cumulative GPA 3.9+

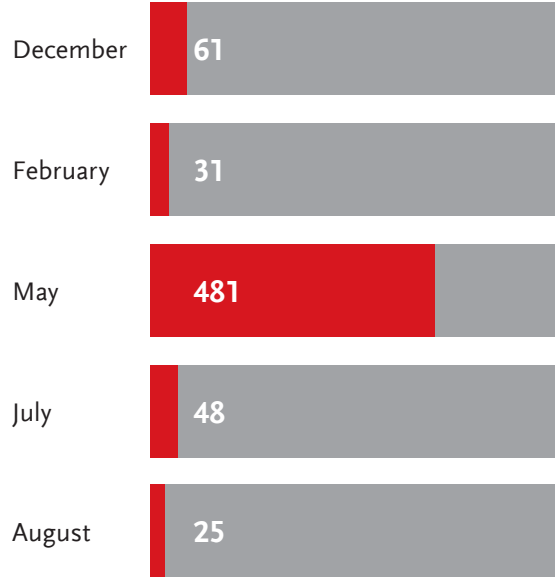
GRADUATE DEMOGRAPHICS

21% Diversity
57% Female
43% Male

TOP MAJORS

- Marketing
- Management
- Psychology
- Communications
- Finance

DEGREES GRANTED

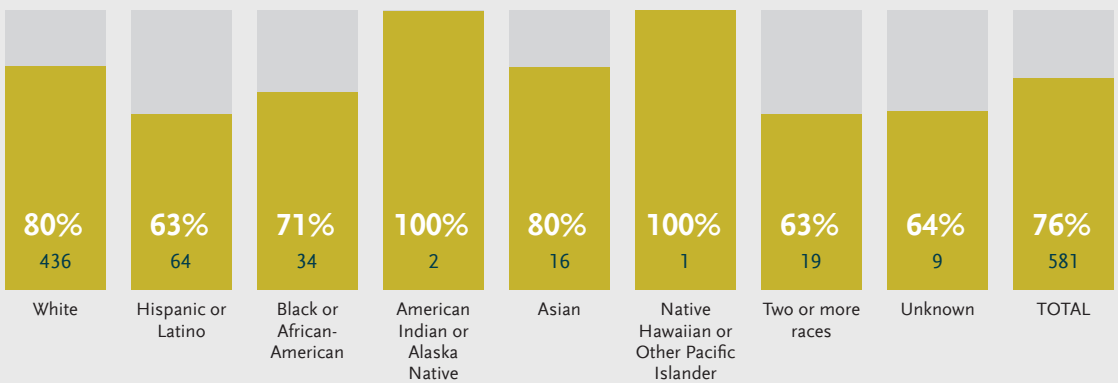


**YEAR-TO-YEAR
RETENTION**
FALL '18 TO FALL '19

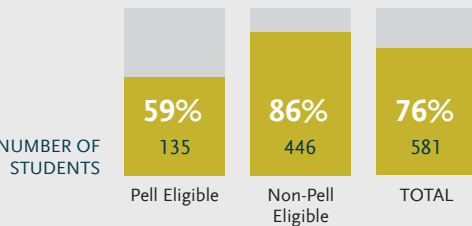
2018 Cohort

NUMBER OF FIRST-TIME FRESHMAN

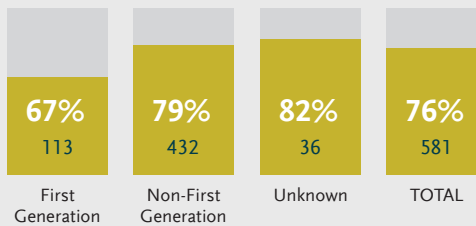
ETHNICITY



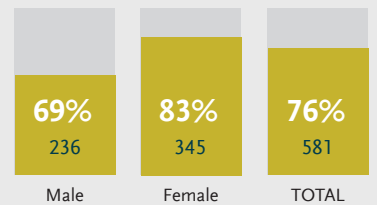
PELL-ELIGIBLE



FIRST GENERATION



GENDER



Data Source: Oct. 15 census data